



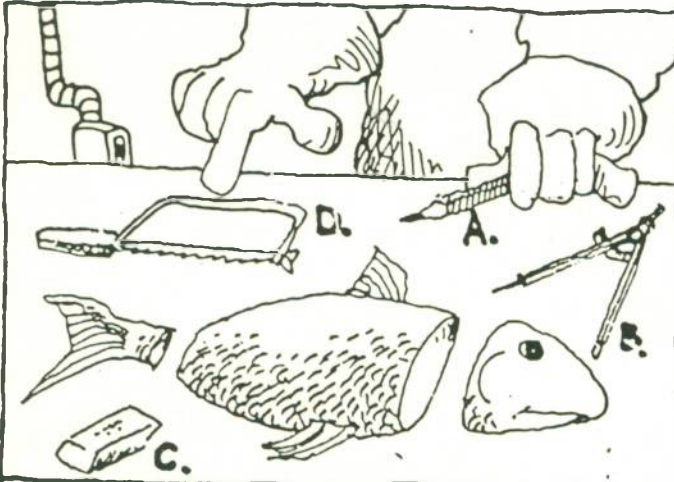
CHICON IV LOGISTICS INSTRUCTIONS:



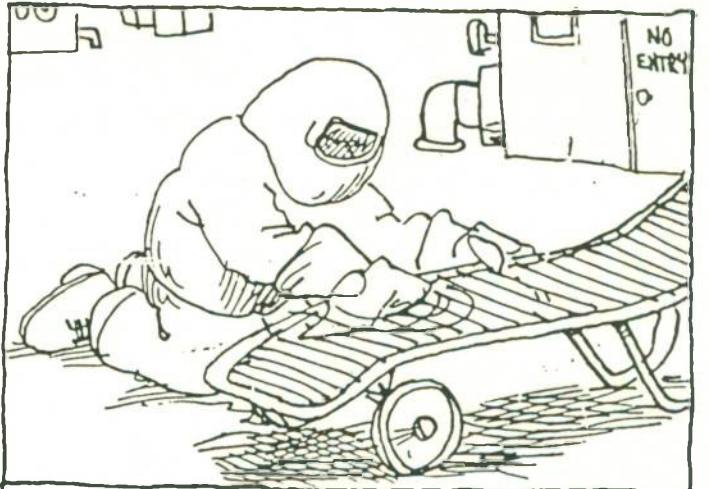
1. INSERT POUTLING DEVICE INTO DESIGNATED CORNICHE, FIRST MAKING CERTAIN CERTAIN LOADING SWITCH IS IN OFF POSITION...



2. APPLY BOTH WAX LIPS TO CONTROL PANEL WITH REAMER'S MUCILAGE. (AVOID DIRECT CONTACT)...




3. USING TREAKMAN DEVICE, (BLADE 2645-B) GEOMETRICALLY REMOVE HEAD AND TAIL...



4. USING A CIRCULAR MOTION, RUB DOWN LAWN FURNITURE WITH A DAMP CLOTH. (REMOVE CASINGS AND WELLHEADS.)...



5. OIL PERPETUAL CROQUET Mallet AT STRATEGIC POINTS. DRILL, BURNISH AND COAT GENEROUSLY WITH TAPER FLUID...



6. RINSE THOROUGHLY AND REPEAT PROCEDURE.